



The new CLE Coupé

Mercedes-Benz





## Shaped by desire.

If passion were to take shape, it would be the new CLE Coupé. The successful synthesis of elegant design, powerful presence and dynamic sportiness is reflected, among other things, in the front end with deeply sloping “sharknose” and radiator shell in A-shape with Mercedes-Benz pattern.



# Progressiveness written all over its face.

The front end of the CLE Coupé is both dynamic and elegant. In addition to the powerdomes on the bonnet, the striking elements include the newly designed LED headlamps with optional DIGITAL LIGHT, the low-positioned radiator shell in A-shape with Mercedes-Benz pattern and the distinctive “sharknose”.



## A perfect finish: the rear end.

Powerful shapes meet brilliant details – The new rear design shines with form with state-of-the-art two-part rear lamps and chrome trim elements. The rear axle steering with up to 2.5° steering angle stands for sporty and agile driving pleasure that accompanies you every day.







## The CLE Coupé shows character.

A defining characteristic is the elongated coupé silhouette with powerfully designed bonnet, long wheelbase and muscular rear. Added to this are harmoniously designed surfaces with selected lines that emphasise the coupé design idiom, as well as the powerful rear wings. Matching 45.7 cm (18-inch) to 50.8 cm (20-inch) light-alloy wheels are available.





## Interior of the new CLE Coupé.

The optional AMG Line interior impresses with its stylish sportiness and wide range of customisation options. The 30.2 cm (11.9-inch) central display is also razor-sharp, complemented by the 31.2 cm (12.3-inch) digital instrument display. Here, too, you have the choice of which information is important and how it is displayed. In addition, the Leather-free Package<sup>1</sup> gives you a completely leather-free interior, which includes the seat covers as well as all the trim.

<sup>1</sup>The availability of the equipment, functions, features and services shown depends on the respective vehicle model, the individual configuration and the respective market.



The image shows the front interior of a car. Two red leather seats with a perforated texture and vertical stitching are visible. The seats have integrated headrests. The door panel on the left is also red with a blue ambient light strip. The center console is black. The overall design is modern and sporty.

## An expressive place to relax.

The avant-garde sports seat design with integrated head restraints not only looks good, it also does you good thanks to the optional 7-zone massage function. Individualisation is not neglected here either: choose between seemingly countless colour schemes of ambient lighting that visualise various vehicle functions.





## Intuitive, intelligent, integrated.

The new MBUX infotainment generation<sup>1,2</sup> offers numerous new functions and services as well as interaction options between you and your CLE Coupé. All displays form a holistic aesthetic experience and can be individualised via display styles, modes and colour schemes.

<sup>1</sup>The availability of the equipment, functions, features and services shown depends on the respective vehicle model, the individual configuration and the respective market. <sup>2</sup>A personal Mercedes me ID and agreement to the Terms of Use for the Mercedes me connect services are required to use the services. In addition, the vehicle must be paired with the corresponding user account. Upon expiry of the initial term, the services can be renewed on payment of a fee, provided they are still offered for the corresponding vehicle at that point. Initial activation of the services is possible within one year of initial vehicle registration or commissioning by the customer, whichever comes first. Use of the MBUX Entertainment Plus package also requires the customer's own data volume. In order to use certain apps via the Mercedes me connect service, a separate customer-specific contract with app provider may be required.



## Safe support with the assistance systems.

Arrive feeling more relaxed – Thanks to state-of-the-art, intelligently networked sensor systems you enjoy the various advantages of partially automated driving. Numerous assistance systems support you as the situation requires, warning you if there is a risk of collision and intervening if necessary – for the benefit of all road users.<sup>1,2</sup>

<sup>1</sup>This equipment is also available as an on-demand feature for subsequent activation in the vehicle. For this, it is necessary to register on the Mercedes me Portal, agree to the Terms of Use for the Mercedes me connect services and link the vehicle, at least temporarily, to the user account. In addition, activation requires a data connection to the vehicle and appropriate equipment fitted to the vehicle. The selected on-demand feature is then permanently activated for use in the vehicle, even if you subsequently terminate the Mercedes me connect services and unlink the vehicle from the user account. You can find out more about the technical requirements via Mercedes me or your authorised Mercedes-Benz dealer. <sup>2</sup>Our driving assistance and safety systems are aids and do not relieve you of your responsibility as a driver. Please take note of the information in the Owner's Manual and the system limits which are described therein.





## Inviting: the frameless doors.

The frameless doors, together with the flatter silhouette, emphasise the sporty character of the CLE Coupé. They express lightness and elegance and place the new CLE in a row with legendary coupés from the past.

## Powerful looks.

In keeping with the sporty character of the new CLE Coupé with its short overhangs as well as the broadly flared wheel wells at the front and the muscular wheel arch at the rear, a range of aerodynamically optimised light-alloy wheels is available in sizes from 45.7 cm (18-inch) to 50.8 cm (20-inch).

## Burmester® 3D surround sound system.

Experience more performance and exclusivity with the legendary Burmester® 3D surround sound system. The optionally available high-performance speakers develop a first-class surround sound. You can optimise this specifically for the front and rear seats and intensify the listening experience.<sup>1</sup>

## Head-up display.

The best outlook for sporty driving pleasure and an assured driving experience: the enhanced optional head-up display transforms your windscreen into a fascinating digital cockpit with new functions. This means that you always have a direct view of key information.

<sup>1</sup>The availability of the equipment, functions, features and services shown depends on the respective vehicle model, the individual configuration and the respective market.



## AVANTGARDE.

The new CLE Coupé comes with AVANTGARDE: on the exterior that means LED headlamps and a chrome-trimmed radiator shell. In the interior, high quality materials have been used. Five colours are available for selection in a nappa look and with apparently hand-stitched seams.

## AMG Line.

The expressive styling of the AMG Line<sup>1</sup> gives the CLE Coupé a sporty, exclusive touch: with sporty surfaces on the beltlines, flared wheel arch liners in the vehicle colour and a three-spoke steering wheel, which has a diameter of just 370 mm.

## Night Package.

Many details of the new CLE Coupé are finished in high-gloss black in this equipment package: the louvre in the radiator shell with Mercedes-Benz pattern, the AMG light-alloy wheels, the AMG front apron and the exterior mirror housing. The roof railing in matt black represents the crowning glory.

<sup>1</sup>The availability of the equipment, functions, features and services shown depends on the respective vehicle model, the individual configuration and the respective market.







## Engine variants as diverse as your requirements.

Our aim is to get you to your destination with satisfaction. Whether you choose petrol or diesel, progressive driving pleasure is always guaranteed in the CLE Coupé.

Mercedes-Benz CLE 300 e | Energy consumption combined: XX,XX-XX,XX kWh/100 km | CO<sub>2</sub> emissions combined: XXX-XXX g/km | CO<sub>2</sub>-Class: XXX.<sup>1</sup>

<sup>1</sup>The specified values were determined in accordance with the prescribed measurement procedure WLTP (Worldwide harmonized Light-duty vehicles Test Procedures). The fuel consumption and CO<sub>2</sub> emissions of a passenger car depend not only on the efficient utilisation of fuel by the car, but also on the driving style and other non-technical factors.



## What drives our CLE Coupés:

the powerful 4MATIC all-wheel drive system improves traction and driving stability, especially in difficult road conditions, and is available for the CLE 200, CLE 300, CLE 450 and the Mercedes-AMG models. The rear-wheel two-wheel drive, available on the CLE 200, and CLE 220 d models, also takes you sportily to any destination.

Mercedes-Benz CLE 200 | Energy consumption combined: XX,XX-XX,XX kWh/100 km | CO<sub>2</sub> emissions combined: XXX-XXX g/km | CO<sub>2</sub>-Class: XXX.<sup>1</sup>

Mercedes-Benz CLE 220 d | Energy consumption combined: XX,XX-XX,XX kWh/100 km | CO<sub>2</sub> emissions combined: XXX-XXX g/km | CO<sub>2</sub>-Class: XXX.<sup>1</sup>

Mercedes-Benz CLE 300 | Energy consumption combined: XX,XX-XX,XX kWh/100 km | CO<sub>2</sub> emissions combined: XXX-XXX g/km | CO<sub>2</sub>-Class: XXX.<sup>1</sup>

Mercedes-Benz CLE 450 | Energy consumption combined: XX,XX-XX,XX kWh/100 km | CO<sub>2</sub> emissions combined: XXX-XXX g/km | CO<sub>2</sub>-Class: XXX.<sup>1</sup>

<sup>1</sup>The specified values were determined in accordance with the prescribed measurement procedure WLTP (Worldwide harmonized Light-duty vehicles Test Procedures). The fuel consumption and CO<sub>2</sub> emissions of a passenger car depend not only on the efficient utilisation of fuel by the car, but also on the driving style and other non-technical factors.



# BORN FOR THE BOLDEST.

Sporty, exclusive coupé design combined with AMG Driving Performance: the in-line 6-cylinder engine tuned by Mercedes-AMG gives the dynamic coupé the power and pulling power typical of Mercedes-AMG. Visually, the Mercedes-AMG CLE 53 4MATIC+ Coupé stands out clearly from standard vehicles with AMG Line. An immediately recognisable distinguishing feature is the wide, distinctive wheel arches.

[www.mercedes-amg.com](http://www.mercedes-amg.com)



**AMG**

Mercedes-AMG CLE 53 4MATIC+ | Energy consumption combined: XX,XX-XX,XX kWh/100 km | CO<sub>2</sub> emissions combined: XXX-XXX g/km | CO<sub>2</sub>-Class: XXX.<sup>1</sup>

<sup>1</sup>The specified values were determined in accordance with the prescribed measurement procedure WLTP (Worldwide harmonised Light-duty vehicles Test Procedures). The fuel consumption and CO<sub>2</sub> emissions of a passenger car depend not only on the efficient utilisation of fuel by the car, but also on the driving style and other non-technical factors.



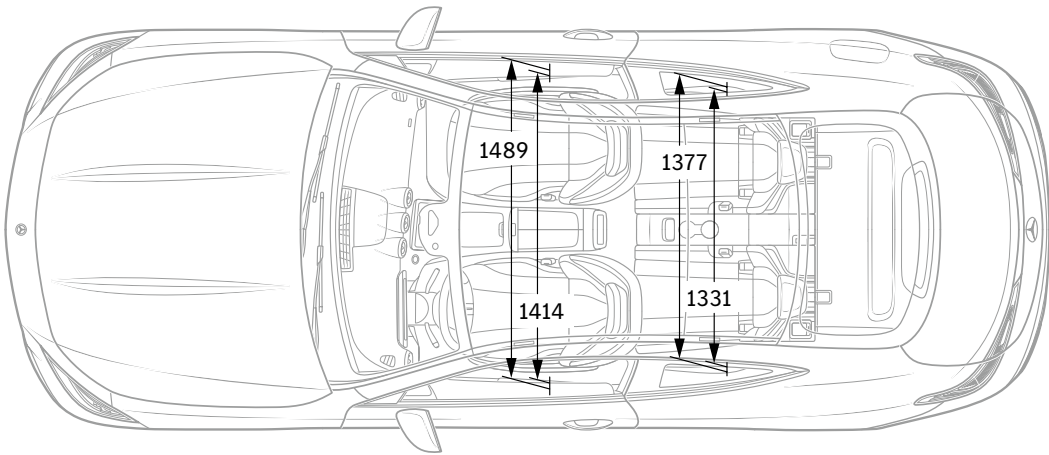
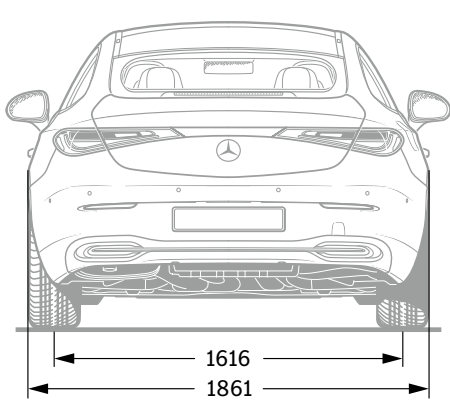
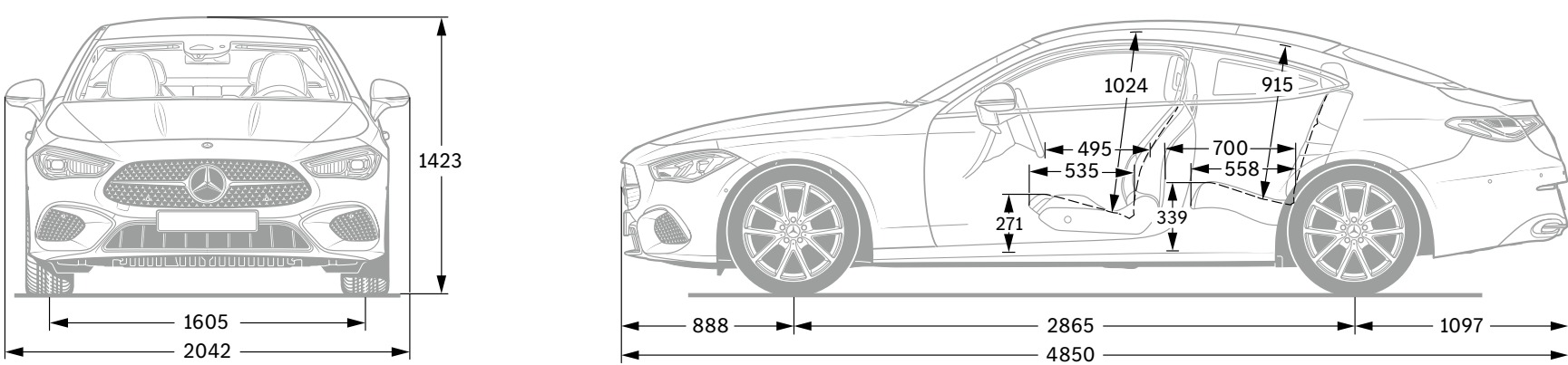
Technical data.

	Diesel engines		Petrol engines		Plug-in hybrid engine
	XXX	XXX	XXX	XXX	XXX
Displacement (cc)	XXX	XXX	XXX	XXX	XXX
Rated output <sup>1</sup> (kW [hp] at rpm)	XXX	XXX	XXX <sup>2</sup>	XXX <sup>2</sup>	XXX <sup>2</sup>
Acceleration from 0 to 100 km/h (s)	XXX	XXX	XXX	XXX	XXX
Top speed (km/h)	XXX <sup>3</sup>	XXX <sup>3</sup>	XXX <sup>3</sup>	XXX <sup>3</sup>	XXX <sup>3</sup>
Fuel consumption <sup>4</sup> (l/100 km)					
Urban	XXX	XXX	XXX	XXX	XXX
Extra-urban	XXX	XXX	XXX	XXX	XXX
Combined	XXX	XXX	XXX	XXX	XXX
Combined CO <sub>2</sub> emissions <sup>4</sup> (g/km)	XXX	XXX	XXX	XXX	XXX
Emissions class <sup>5</sup> /Efficiency class <sup>6</sup>	XXX	XXX	XXX	XXX	XXX

The best for the engine:  
Mercedes-Benz genuine engine oils.

<sup>1</sup>Figures for rated output in accordance with Regulation (EC) No. 715/2007 in the currently applicable version. <sup>2</sup>Available for a brief period. <sup>3</sup>Electronically governed. <sup>4</sup>The figures shown were calculated according to the prescribed measuring method. They constitute the "NEDC CO<sub>2</sub> figures" pursuant to Article 2 No. 1 of Implementing Regulation (EU) 2017/1153. Fuel consumption figures have been calculated on this basis. More information about the official fuel consumption and the official specific CO<sub>2</sub> emissions of new passenger cars is available in the publication entitled "Leitfaden über den Kraftstoffverbrauch, die CO<sub>2</sub>-Emissionen und den Stromverbrauch neuer Personenkraftwagen" ["Guide on the fuel economy, CO<sub>2</sub> emissions and power consumption of all new passenger car models"], available free of charge at all retailers and from Deutsche Automobil Treuhand GmbH at [www.dat.de](http://www.dat.de). The figures are not based on an individual vehicle and do not constitute part of the product offer; they are provided solely for the purpose of comparison between different vehicle models. The figures will vary according to the selected special equipment. <sup>5</sup>Information only valid within the European Union. Details may vary from country to country. <sup>6</sup>Calculated on the basis of the measured CO<sub>2</sub> emissions, taking into consideration the vehicle mass. Valid for Germany only. For further technical data, please visit [www.xxxxxx.xxx](http://www.xxxxxx.xxx)

Dimensions.



All figures in millimetres. The dimensions shown are mean values. They are valid for vehicles with standard equipment and in unladen condition.



**Please note:** changes may have been made to the product since the editorial deadline (24.06.2024). The manufacturer reserves the right to make changes to the design, form, colour and the product specification during the delivery period, provided these changes, while taking into account the interests of the vendor, can be deemed reasonable with respect to the purchaser. Where the vendor or the manufacturer uses symbols or numbers to describe an order or the subject of an order, no rights may be derived solely from these. The illustrations may show accessories and items of optional equipment which are not part of standard specification.

XXXXXXX, XXXXXXX@XXXXXX.XXX, 02-0724

This publication is distributed internationally. However, information regarding statutory regulations, legal requirements and taxation and the consequences thereof applies to the Federal Republic of Germany only and is correct at the time of the editorial deadline. For the definitive latest information, please contact your nearest authorised Mercedes-Benz AG sales partner.

**www.xxxxxx.xxx**